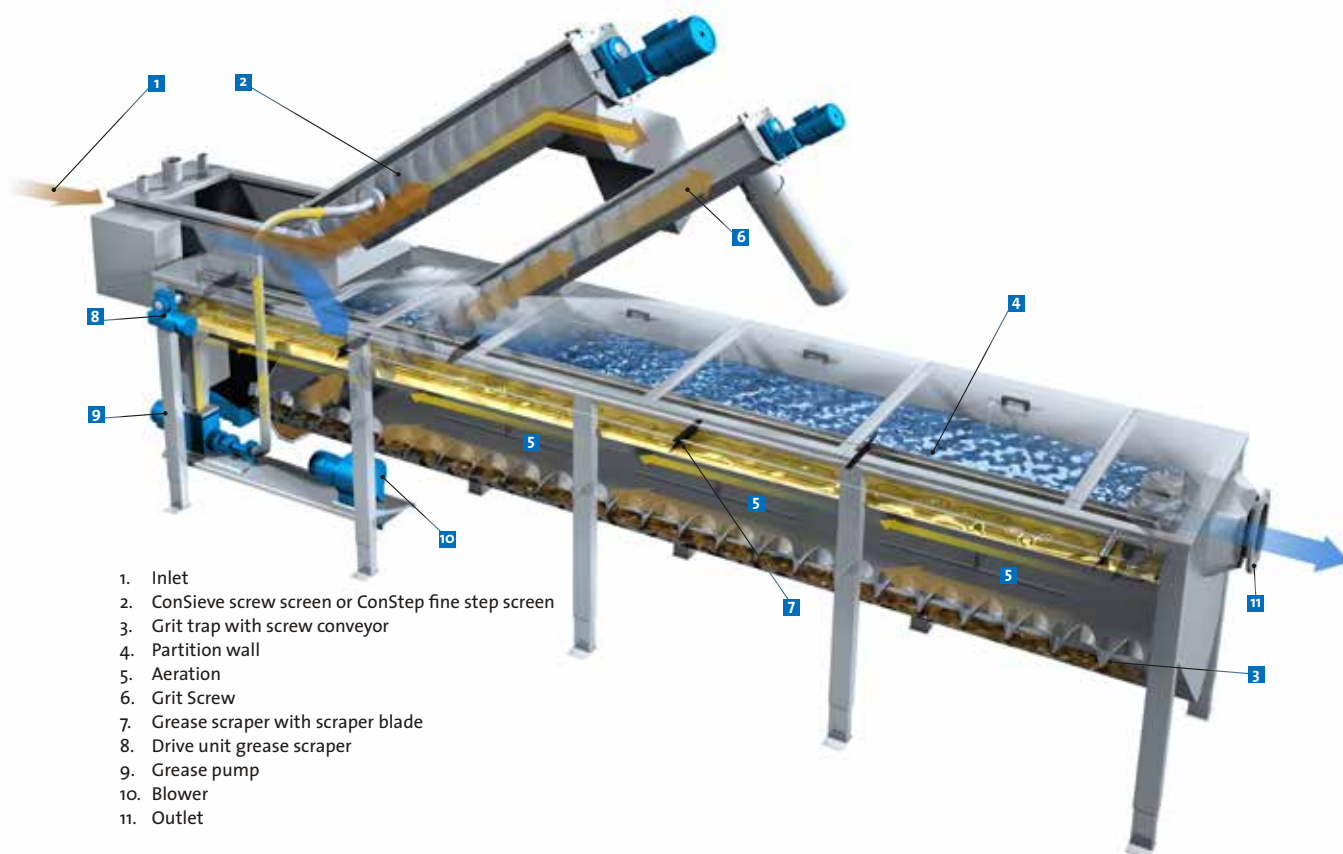


ConPact B

Quickly Installed Compact Units for Optimal removal of Screenings, Grit and Grease



1. Inlet
2. ConSieve screw screen or ConStep fine step screen
3. Grit trap with screw conveyor
4. Partition wall
5. Aeration
6. Grit Screw
7. Grease scraper with scraper blade
8. Drive unit grease scraper
9. Grease pump
10. Blower
11. Outlet

ConPact is the product line from Läckeby Products that allows customers quick and low cost installation of pre-treatment units for municipal and industrial sewage treatment plants where space is at a premium. Wastewater, which is pre-treated, is effectively cleaned of up to 90% of particles larger than 0.16 mm at the design flow ¹⁾.

The ConPact is a totally enclosed unit for flows 20-200 l/s (315 gpm to 3170 gpm). The design, which can also be customized, is manufactured as standard in 316 stainless steel ²⁾. ConPact A includes screenings removal with both washing, and dewatering; grit removal; and grease separation.

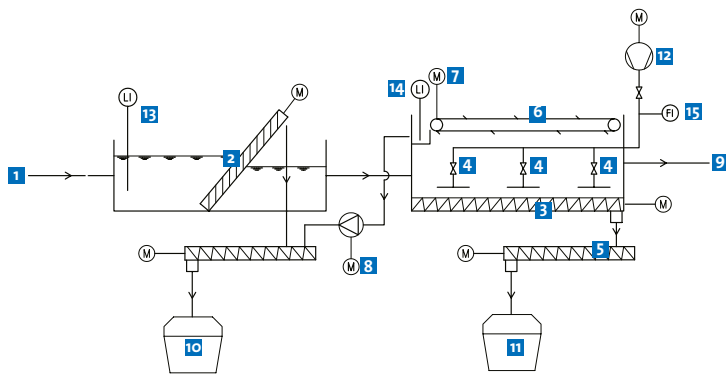
¹⁾ Can be equipped with a ConWash Grit Washer to reduce the organic content of the grit to <3% volatile solids.

²⁾ Also manufactured in 304 stainless steel upon request.

Function

The waste water is led into the ConPact unit **1**, where a ConSieve Screw Screen **2** or a ConStep Fine Step Screen is mounted for solids removal. The ConPact unit can be fitted with washing and dewatering screws to remove organic solids and to reduce the amount of screenings. The reject water from the screw screen is returned to the channel behind the screen. The screened sewage is led into the grit trap where the grit is transported via a screw conveyor **3** in the bottom of the ConPact unit, to an inclined screw conveyor **6** for dewatering and then transported out from the ConPact unit. The inclined screw conveyor can, if necessary, be supplemented with a ConWash Grit Washer ¹⁾ to reduce the organic content in the grit. Aeration **5** and **7** surface scraping provides effective separation of fat, oil, and grease. The fat, oil, and grease is pumped **9** to the ConSieve Screw Screen or ConStep Fine Step Screen where it is transported together with the screenings to a bin or container.

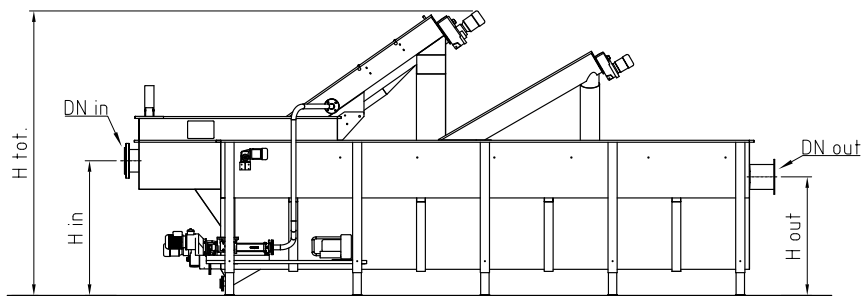
Flow chart



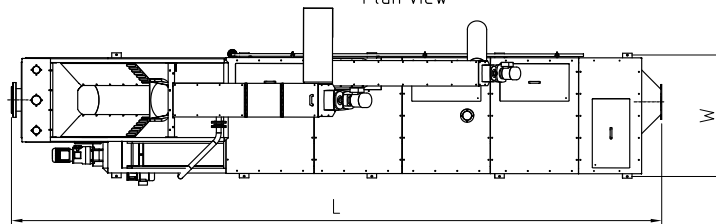
1. Inlet
2. ConSieve conveyor screen or ConStep fine step screen
3. Grit trap with screw conveyor
4. Aeration
5. Grit Screw
6. Grease scraper with scraper blade
7. Drive unit grease scraper
8. Grease pump
9. Outlet
10. Screening container
11. Grit container
12. Blower
13. Level sensor for start of screening equipment
14. Level sensor for start of grease pump
15. Flow meter for air

Dimensions and technical data

View from side



Plan view



Models	20	30	40	50	60	80	100	120	160	200
Max flow l/s	20	30	40	50	60	80	100	120	160	200
Unloaded weight in kg	1200	1600	1700	2200	2400	2800	3100	3300	3500	4000
Weight full in kg	4200	5200	6300	8500	9900	12800	16500	19300	26300	34000
DN in	200	200	250	250	350	400	500	500	500	600
DN out	200	200	250	250	350	400	500	500	500	600
Height DN in	1575	1560	1460	1530	1540	1600	2210	2210	2535	2475
Height DN out	1395	1310	1265	1350	1335	1450	1920	1920	1995	2320
Height	2780	3200	3100	3230	3240	3300	3600	3600	3900	4650
Length	3810	5650	7160	7390	8410	10550	8660	10250	10350	11800
Width	1280	1200	1190	1380	1380	1380	1700	1700	2130	2310

All dimensions in mm.

Power and control

Controls are provided as standard and includes a control panel enclosure with the necessary components for automatic operation.

Component	Installed output
Screw screen / Fine screens	0.55 kW
Grit screw at the bottom	0.25 kW
Grit screw, inclined	0.37 kW
Grease scraper	0.12 kW
Grease pump	0.75 kW
Blower	0.55 kW



- a part of Läckeby Products

ADDRESS: Läckeby Products, Torsåsgatan 5F
392 39 Kalmar, Sweden

TELEPHONE: +46 (0)480-770 100

E-MAIL: info@lackebyproducts.se

WEBSITE: www.lackebyproducts.com